

Master Endurance Legends

Mugello Racing Weekend

Qualifying 2

Final Classification

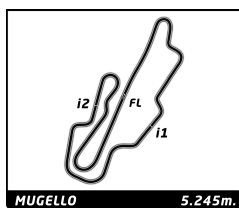
No Drivers	Team	Car	Cl.	Time	Lap Total	Gap	Kph
1 9 C. BOUCHUT		Lotus Enso CLM-P1	G2/P1	1:40.077	8 13	- -	188.7
2 23 Y. TORIBA / A. BRIGGS		BR 01	G2/P2	1:40.250	4 16	+0.173 +0.173	188.3
3 99 J. CONSTABLE		Zytek 04S	G1/P1	1:43.444	9 12	+3.367 +3.194	182.5
4 5 K. FRIESER		Zytek 09S	G1/P1	1:43.970	9 11	+3.893 +0.526	181.6
5 32 M. BIRCH		Ligier JSP217	G2/P2	1:44.696	11 13	+4.619 +0.726	180.4
6 111 F. FRANCONI		Lucchini P3-96 Alfa Romeo	Invitation	1:50.815	5 5	+10.738 +6.119	170.4
7 52 R. MAYDON / C. DAVIES		Ligier JS P3	G2/P3	1:50.866	6 15	+10.789 +0.051	170.3
8 35 R. RANDACCIO		Lucchini CN 09 BMW	Invitation	1:52.716	5 12	+12.639 +1.850	167.5
9 1 V. JABOUILLE		Chrysler Viper GTS-R GT1	G1/GT3	1:55.473	4 4	+15.396 +2.757	163.5
10 15 A. FATEMI		Aston Martin Vantage V12 GT3	G2/GT3	1:59.281	14 14	+19.204 +3.808	158.3
11 62 K. MAKELA		Aston Martin Vantage V12 GT3	G2/GT3	1:59.577	8 9	+19.500 +0.296	157.9
12 31 J. LOISEL		Mosler MT900R	G1/GT2	2:03.326	7 8	+23.249 +3.749	153.1
13 28 F. FATIEN		Lola B12/80	G2/P2	2:07.365	2 2	+27.288 +4.039	148.3
14 38 M. PANINI / A. PERGREFFI		Marcos Mantti Challenge GT	G1/GT2				

Fastest Lap: Lap 8 | Christophe BOUCHUT | **1:40.077** | 188.7 Kph

Published at:

Track Status: **DRY**

Stewards: Marc VAN GEEL NLO22000150			Gianluca NATALONI CSAI 338031			Antonia MARMILLATA CSAI 371681		
Timekeeper: Andrea RAPI								



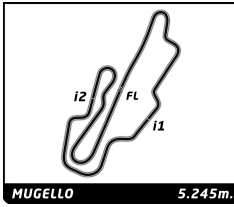
Master Endurance Legends Mugello Racing Weekend Qualifying 2

Final Classification by Driver Fastest Lap

No	Team	Car	Class	Driver	Time Lap	Lap	Total	Gap	Kph
1	9	Lotus Enso CLM-P1	G2/P1	Christop BOUCHUT	1:40.077	8	13		188.7
2	23	BR 01	G2/P2	Yutaka TORIBA	1:40.250	4	16	0.173	0.173 188.3
3	99	Zytek 04S	G1/P1	Jamie CONSTABLE	1:43.444	9	12	3.367	3.194 182.5
4	5	Zytek 09S	G1/P1	Keith FRIESER	1:43.970	9	11	3.893	0.526 181.6
5	32	Ligier JSP217	G2/P2	Michae BIRCH	1:44.696	11	13	4.619	0.726 180.4
6	111	Lucchini P3-96 Alfa Romeo	Invitation	Filippo FRANCONI	1:50.815	5	5	10.738	6.119 170.4
7	52	Ligier JS P3	G2/P3	Ron MAYDON	1:50.866	6	15	10.789	0.051 170.3
8	35	Lucchini CN 09 BMW	Invitation	Ranieri RANDACCIO	1:52.716	5	12	12.639	1.850 167.5
9	1	Chrysler Viper GTS-R GT1	G1/GT3	Victor JABOUILLE	1:55.473	4	4	15.396	2.757 163.5
10	15	Aston Martin Vantage V12 GT3	G2/GT3	Afschin FATEMI	1:59.281	14	14	19.204	3.808 158.3
11	62	Aston Martin Vantage V12 GT3	G2/GT3	Kari MAKELA	1:59.577	8	9	19.500	0.296 157.9
12	31	Mosler MT900R	G1/GT2	Jeremy LOISEL	2:03.326	7	8	23.249	3.749 153.1
13	28	Lola B12/80	G2/P2	Frederi FATIEN	2:07.365	2	2	27.288	4.039 148.3
14	23	BR 01	G2/P2	Alfie BRIGGS					
15	38	Marcos Manti Challenge GT	G1/GT2	Andrea PERGREFFI					
16	38	Marcos Manti Challenge GT	G1/GT2	Matteo PANINI					
17	52	Ligier JS P3	G2/P3	Craig DAVIES					

Published at:

Stewards: Marc VAN GEEL NL022000150			Gianluca NATALONI CSAI 338031		Antonia MARMILLATA CSAI 371681		Timekeeper: Andrea RAPI	
--	--	--	----------------------------------	--	-----------------------------------	--	-----------------------------------	--



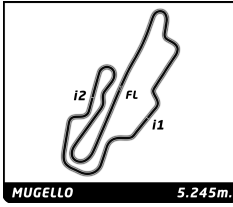
Master Endurance Legends

Mugello Racing Weekend

Qualifying 2

Best Sector Times

Sector 1		Sector 2		Sector 3		No Team	Class	Ideal Lap	Best Lap
No Driver	Time	No Driver	Time	No Driver	Time				
1	23 Y.TORIBA	34.515	9 C.BOCHUT	29.900	9 C.BOCHUT	35.318	G2/P1	1:39.888	1:40.077 (1)
2	9 C.BOCHUT	34.670	23 Y.TORIBA	30.048	23 Y.TORIBA	35.513	G2/P2	1:40.076	1:40.250 (2)
3	99 J.CONSTABLE	35.470	32 M.BIRCH	31.536	5 K.FRIESER	36.064	G1/P1	1:43.297	1:43.444 (3)
4	5 K.FRIESER	35.884	99 J.CONSTABLE	31.655	99 J.CONSTABLE	36.172	G1/P1	1:43.899	1:43.970 (4)
5	32 M.BIRCH	36.192	5 K.FRIESER	31.951	32 M.BIRCH	36.395	G2/P2	1:44.123	1:44.696 (5)
6	111 F.FRANCIONI	38.238	111 F.FRANCIONI	33.234	52 R.MAYDON	38.853	Invitation	1:50.594	1:50.815 (6)
7	35 R.RANDACCIO	38.391	52 R.MAYDON	33.280	111 F.FRANCIONI	39.122	G2/P3	1:50.618	1:50.866 (7)
8	52 R.MAYDON	38.485	35 R.RANDACCIO	34.295	35 R.RANDACCIO	39.306	Invitation	1:51.992	1:52.716 (8)
9	1 V.JABOUILLE	39.418	1 V.JABOUILLE	36.014	1 V.JABOUILLE	40.041	G1/GT3	1:55.473	1:55.473 (9)
10	62 K.MAKELA	40.233	62 K.MAKELA	37.030	15 A.FATEMI	41.032	G2/GT3	1:58.541	1:59.577 (11)
11	15 A.FATEMI	40.278	15 A.FATEMI	37.493	62 K.MAKELA	41.278	G2/GT3	1:58.803	1:59.281 (10)
12	31 J.LOISEL	41.522	31 J.LOISEL	39.059	31 J.LOISEL	42.745	G1/GT2	2:03.326	2:03.326 (12)
13	28 F.FATIEN	44.494	28 F.FATIEN	39.650	28 F.FATIEN	43.221	G2/P2	2:07.365	2:07.365 (13)



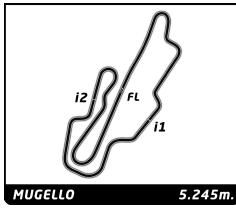
Master Endurance Legends

Mugello Racing Weekend

Qualifying 2

Best Top Speed

Team	Car	Class	Top Speed Driver	Top 1		Top 2		Top 3		Top 4		Top 5		Avg
				Kph	Lap	Kph	Lap	Kph	Lap	Kph	Lap	Kph	Lap	
9	Lotus Enso CLM-P1	G2/P1	C. BOUCHUT	295.4	10	295.4	13	294.6	9	293.8	12	292.3	8	294,3
5	Zytek 09S	G1/P1	K. FRIESER	283.1	10	283.1	9	283.1	8	280.9	4	280.2	5	282,1
99	Zytek 04S	G1/P1	J. CONSTABLE	279.5	10	278.8	12	276.6	9	276.6	8	276.6	5	277,6
23	BR 01	G2/P2	Y. TORIBA	273.9	15	273.9	14	273.9	13	273.2	16	273.2	10	273,6
32	Ligier JSP217	G2/P2	M. BIRCH	273.2	11	272.5	12	271.1	13	269.8	10	268.4	5	271,0
62	Aston Martin Vantage V12 GT3	G2/GT3	K. MAKELA	267.8	8	265.8	4	265.2	7	262.6	5	262.6	9	264,8
1	Chrysler Viper GTS-R GT1	G1/GT3	V. JABOUILLE	260.7	4	256.4	3	245.4	2	107.0	1			217,4
15	Aston Martin Vantage V12 GT3	G2/GT3	A. FATEMI	259.5	14	259.5	13	258.2	12	258.2	11	258.2	8	258,7
35	Lucchini CN 09 BMW	Invitation	R. RANDACCIO	258.9	11	258.9	12	257.6	9	256.4	4	255.8	3	257,5
31	Mosler MT900R	G1/GT2	J. LOISEL	252.3	8	250.5	5	248.2	4	248.2	7	236.3	2	247,1
52	Ligier JS P3	G2/P3	R. MAYDON	249.4	15	249.4	14	249.4	13	249.4	12	248.2	10	249,2
111	Lucchini P3-96 Alfa Romeo	Invitation	F. FRANCONI	240.0	5	239.5	4	237.9	2	162.8	3	76.8	1	191,4
28	Lola B12/80	G2/P2	F. FATIEN	217.4	2	122.3	1							169,9
38	Marcos Mantì Challenge GT	G1/GT2												



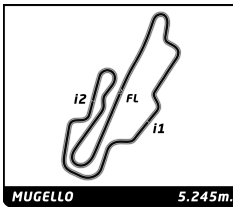
Master Endurance Legends

Mugello Racing Weekend

Qualifying 2

Fastest Lap Sequence

Elapsed	No Team	Car	Class	Driver	Time	Kph	Lap
4:11.006	23	BR 01	G2/P2	Yutaka TORIBA	1:53.922	165.7	2
4:12.750	9	Lotus Enso CLM-P1	G2/P1	Christop BOUCHUT	1:46.125	177.9	2
5:54.800	23	BR 01	G2/P2	Yutaka TORIBA	1:43.794	181.9	3
7:35.050	23	BR 01	G2/P2	Yutaka TORIBA	1:40.250	188.3	4
19:01.019	9	Lotus Enso CLM-P1	G2/P1	Christop BOUCHUT	1:40.077	188.7	8



Master Endurance Legends

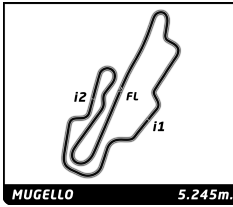
Mugello Racing Weekend

Qualifying 2

Sector Analysis

— Invalidated Lap ■ Personal Best ■ Session Best **B** Crossing the pit lane

Lap	Time	Sector 1	Sector 2	Sector 3	T.Spd	Elapsed	Lap	Time	Sector 1	Sector 2	Sector 3	T.Spd	Elapsed
1 1.Victor JABOUILLE Chrysler Viper GTS-R GT1 G1/GT3							13	1:59.758	40.293	38.433	41.032	259.5	33:52.710
1	3:03.366	1:25.477	49.089	48.800	107.0	3:03.366	14	1:59.281	40.278	37.493	41.510	259.5	35:51.991
2	2:01.860	42.067	38.016	41.777	245.4	5:05.226	23 1.Yutaka TORIBA 2.Alfie BRIGGS BR 01 G2/P2						
3	1:56.394	39.860	36.190	40.344	256.4	7:01.620	1	2:17.084	59.256	37.522	40.306	185.5	2:17.084
4	1:55.473	39.418	36.014	40.041	260.7	8:57.093	2	1:53.922	36.745	37.876	39.301	267.1	4:11.006
5 1.Keith FRIESER Zytek 09S G1/P1							3	1:43.794	35.977	31.648	36.169	270.4	5:54.800
1	3:37.674	2:22.524	36.183	38.967	102.2	3:37.674	4	1:40.250	34.659	30.048	35.543	271.1	7:35.050
2	1:48.422	36.970	34.227	37.225	278.1	5:26.096	5	1:45.437	34.518	34.399	36.520	271.8	9:20.487
3	1:48.914	36.467	34.743	37.704	279.5	7:15.010	6	1:40.260	34.610	30.137	35.513	271.8	11:00.747
4	1:48.018	37.421	33.244	37.353	280.9	9:03.028	7	3:31.363 B	34.515	32.056	2:24.792	273.2	14:32.110
5	1:49.920	37.250	33.871	38.799	280.2	10:52.948	8	1:57.535	47.163	33.410	36.962	188.7	16:29.645
6	4:31.220 B	36.686	33.072	3:21.462	279.5	15:24.168	9	1:44.266	35.591	31.261	37.414	272.5	18:13.911
7	1:58.333	45.539	34.762	38.032	197.7	17:22.501	10	1:43.450	35.465	31.116	36.869	273.2	19:57.361
8	1:44.499	36.138	32.288	36.073	283.1	19:07.000	11	5:29.933 B	35.036	37.049	4:17.848	272.5	25:27.294
9	1:43.970	35.955	31.951	36.064	283.1	20:50.970	12	1:59.770	49.080	33.743	36.947	156.7	27:27.064
10	4:38.514 B	39.741			283.1	25:29.484	13	1:47.110	35.523	34.596	36.991	273.9	29:14.174
11	1:58.789	48.034	34.129	36.626	165.5	27:28.273	14	1:43.037	35.446	31.270	36.321	273.9	30:57.211
							15	1:58.327	35.239	45.567	37.521	273.9	32:55.538
							16	1:41.816	34.997	30.682	36.137	273.2	34:37.354
9 1.Christop BOUCHUT Lotus Enso CLM-P1 G2/P1							28 1.Frederi FATIEN Lola B12/80 G2/P2						
1	2:26.625	1:13.214	34.922	38.489	82.2	2:26.625	1	3:05.540	1:26.972	50.750	47.818	122.3	3:05.540
2	1:46.125	36.564	32.177	37.384	289.1	4:12.750	2	2:07.365	44.494	39.650	43.221	217.4	5:12.905
3	1:54.129	44.173	32.053	37.903	250.5	6:06.879	31 1.Jeremy LOISEL Mosler MT900R G1/GT2						
4	3:09.301 B	36.024	31.933	2:01.344	288.4	9:16.180	1	3:05.195	1:26.147	50.793	48.255	120.0	3:05.195
5	1:50.933	42.809	31.803	36.321	197.0	11:07.113	2	2:08.465	43.493	40.062	44.910	236.3	5:13.660
6	4:24.748 B	35.092	30.660	3:18.996	292.3	15:31.861	3	2:08.116	43.971	39.740	44.405	225.1	7:21.776
7	1:49.081	41.968	30.983	36.130	201.3	17:20.942	4	2:05.873	42.117	40.135	43.621	248.2	9:27.649
8	1:40.077	34.859	29.900	35.318	292.3	19:01.019	5	4:11.281 B	42.046	40.012	2:49.223	250.5	13:38.930
9	1:40.545	34.787	30.242	35.516	294.6	20:41.564	6	2:13.291	50.403	39.607	43.281	147.3	15:52.221
10	5:04.260 B	35.331			295.4	25:45.824	7	2:03.326	41.522	39.059	42.745	248.2	17:55.547
11	1:58.442	46.837	32.019	39.586	156.7	27:44.266	8	2:05.681	41.583	39.874	44.224	252.3	20:01.228
12	1:40.501	34.839	30.156	35.506	293.8	29:24.767	32 1.Michae BIRCH Ligier JSP217 G2/P2						
13	1:40.880	35.051	30.381	35.448	295.4	31:05.647	1	2:47.493	1:26.434	40.430	40.629	126.1	2:47.493
15 1.Afschin FATEMI Aston Martin Vantage V12 GT3 G2/GT3							2	1:51.445	37.974	33.935	39.536	264.5	4:38.938
1	4:16.223	2:34.994	50.700	50.529	103.1	4:16.223	3	1:49.270	37.884	33.882	37.504	266.5	6:28.208
2	2:05.652	42.992	39.510	43.150	251.1	6:21.875	4	1:49.513	37.638	34.439	37.436	268.4	8:17.721
3	2:05.084	42.104	39.724	43.256	253.4	8:26.959	5	1:50.263	37.805	35.032	37.426	268.4	10:07.984
4	2:02.947	42.392	38.672	41.883	254.6	10:29.906	6	2:10.296	43.294	46.820	40.182	267.8	12:18.280
5	2:01.614	41.252	38.503	41.859	256.4	12:31.520	7	7:17.993 B	45.118	44.610	5:48.265	211.5	19:36.273
6	2:01.976	41.036	38.425	42.515	255.8	14:33.496	8	2:55.933 B	48.946	38.488	1:28.499	152.3	22:32.206
7	2:02.021	41.218	39.058	41.745	257.0	16:35.517	9	4:59.911	3:43.825	35.439	40.647	118.2	27:32.117
8	3:42.022 B	43.544	48.908	2:09.570	258.2	20:17.539	10	1:45.917	36.743	32.238	36.936	269.8	29:18.034
9	1:53.447 B	54.643			130.2	22:10.986	11	1:44.696	36.318	31.983	36.395	273.2	31:02.730
10	5:37.733	4:10.015	41.337	46.381	113.7	27:48.719	12	2:02.958	36.192	44.313	42.453	272.5	33:05.688
11	2:03.008	41.235	39.619	42.154	258.2	29:51.727							
12	2:01.225	41.474	38.354	41.397	258.2	31:52.952							



Master Endurance Legends

Mugello Racing Weekend

Qualifying 2

Sector Analysis

— Invalidated Lap ■ Personal Best ■ Session Best B Crossing the pit lane

Lap	Time	Sector 1	Sector 2	Sector 3	T.Sp	Elapsed	Lap	Time	Sector 1	Sector 2	Sector 3	T.Sp	Elapsed
13	1:44.948	36.587	31.536	36.825	271.1	34:50.636	4	1:47.306	36.884	32.609	37.813	273.9	8:28.389

35
1. Ranieri RANDACCIO
Lucchini CN 09 BMW
Invitation

1	2:43.378	1:17.331	42.500	43.547	78.7	2:43.378
2	1:56.175	40.072	35.635	40.468	251.1	4:39.553
3	1:52.792	38.857	34.629	39.306	255.8	6:32.345
4	1:53.723	38.407	34.530	40.786	256.4	8:26.068
5	1:52.716	38.794	34.295	39.627	255.8	10:18.784
6	1:53.188	38.391	35.423	39.374	255.2	12:11.972
7	6:04.657 B	41.321	38.532	4:44.804	243.8	18:16.629
8	2:04.565	48.633	35.703	40.229	158.5	20:21.194
9	5:23.918 B	39.439	47.869	3:56.610	257.6	25:45.112
10	2:08.932	50.933	37.746	40.253	154.9	27:54.044
11	1:54.433	38.516	36.002	39.915	258.9	29:48.477
12	1:54.532	38.816	35.485	40.231	258.9	31:43.009

52
1. Ron MAYDON
2. Craig DAVIES
Ligier JS P3
G2/P3

1	2:19.213	1:00.731	37.683	40.799	165.0	2:19.213
2	1:54.516	40.032	34.218	40.266	243.8	4:13.729
3	1:54.818	39.597	34.845	40.376	246.5	6:08.547
4	1:51.542	38.921	33.463	39.158	248.2	8:00.089
5	1:51.435	38.575	33.525	39.335	247.1	9:51.524
6	1:50.866	38.485	33.280	39.101	247.1	11:42.390
7	1:50.917	38.581	33.483	38.853	246.5	13:33.307
8	3:35.842 B	39.500	35.479	2:20.863	247.7	17:09.149
9	2:12.550	53.880	36.824	41.846	153.8	19:21.699
10	6:19.975 B	39.441	4:15.769	1:24.765	248.2	25:41.674
11	2:16.901	51.743	41.990	43.168	150.4	27:58.575
12	2:00.519	40.610	36.919	42.990	249.4	29:59.094
13	1:59.257	40.612	36.491	42.154	249.4	31:58.351
14	1:58.861	40.569	36.650	41.642	249.4	33:57.212
15	1:56.374	39.829	35.729	40.816	249.4	35:53.586

62
1. Kari MAKELA
Aston Martin Vantage V12 GT3
G2/GT3

1	4:04.135	2:29.124	49.063	45.948	72.8	4:04.135
2	2:03.862	42.810	38.180	42.872	252.3	6:07.997
3	2:03.382	43.338	38.028	42.016	252.3	8:11.379
4	2:02.101	41.223	38.958	41.920	265.8	10:13.480
5	2:03.417	41.657	39.954	41.806	262.6	12:16.897
6	2:00.615	41.038	38.236	41.341	256.4	14:17.512
7	1:59.655	40.775	37.602	41.278	265.2	16:17.167
8	1:59.577	40.233	37.030	42.314	267.8	18:16.744
9	1:59.901	40.513	37.619	41.769	262.6	20:16.645

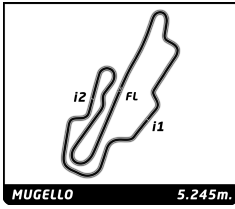
99
1. Jamie CONSTABLE
Zytek 04S
G1/P1

1	3:00.464	1:30.634	46.541	43.289	127.2	3:00.464
2	1:52.114	38.748	34.960	38.406	268.4	4:52.578
3	1:48.505	37.624	33.313	37.568	271.8	6:41.083

5	4:44.327 B	37.845	33.482	3:33.000	276.6	13:12.716
6	2:00.463	47.831	34.423	38.209	166.7	15:13.179
7	1:44.077	35.874	31.655	36.548	275.2	16:57.256
8	1:43.591	35.647	31.686	36.258	276.6	18:40.847
9	1:43.444	35.470	31.802	36.172	276.6	20:24.291
10	5:53.296 B	37.651	50.154	4:25.491	279.5	26:17.587
11	2:11.561	54.631	39.285	37.645	134.9	28:29.148
12	1:44.953	36.291	32.066	36.596	278.8	30:14.101

111
1. Filippo FRANCONI
Lucchini P3-96 Alfa Romeo
Invitation

1	2:36.577	1:15.899	39.418	41.260	76.8	2:36.577
2	6:12.682 B	39.614	35.258	4:57.810	237.9	8:49.259
3	2:05.613	49.141	35.172	41.300	162.8	10:54.872
4	1:51.096	38.362	33.612	39.122	239.5	12:45.968
5	1:50.815	38.238	33.234	39.343	240.0	14:36.783


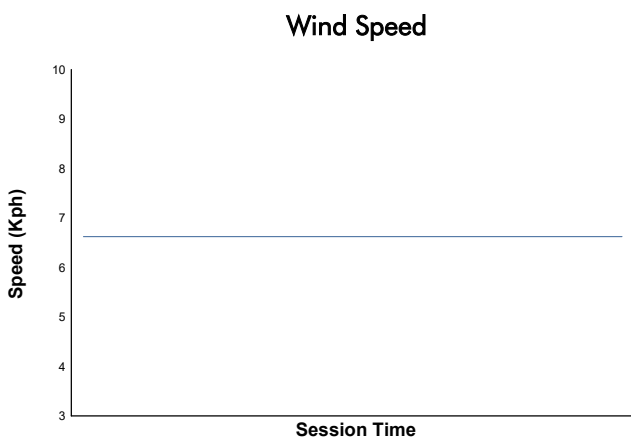
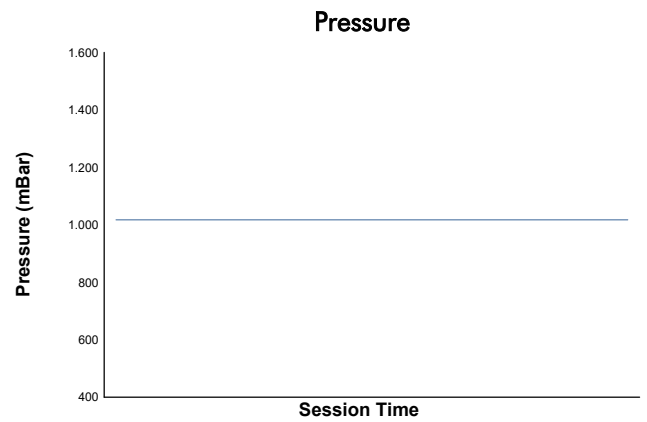
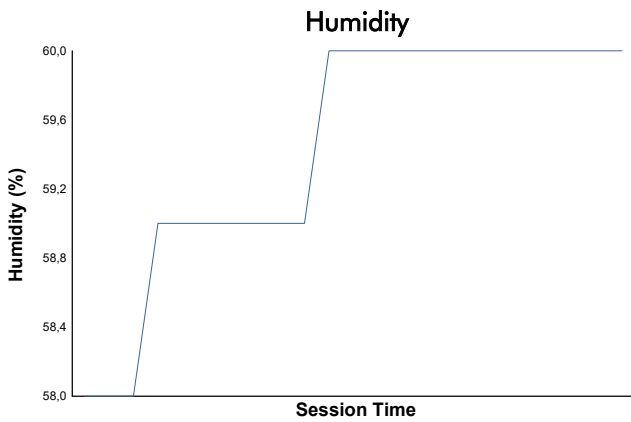
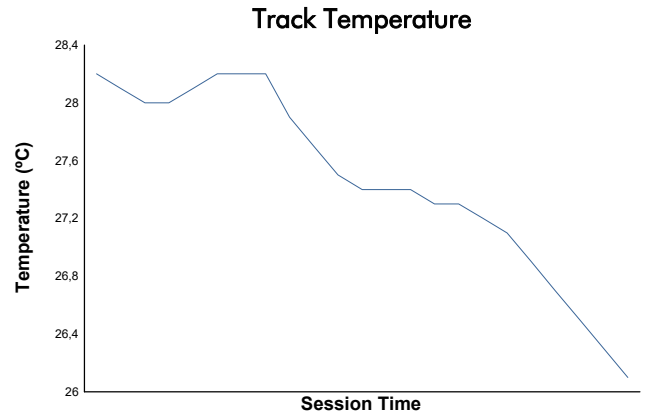
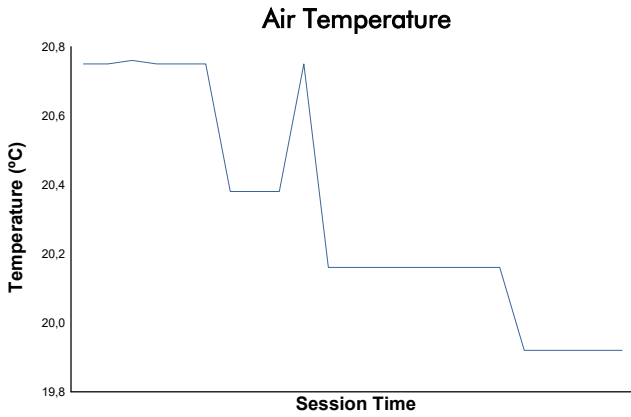


Master Endurance Legends

Mugello Racing Weekend

Qualifying 2

Weather Report



Track Status: **DRY**